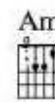
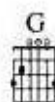
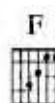
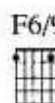


LOSING MY RELIGION

Words and Music by BILL BERRY, PETER BUCK,
MIKE MILLS and MICHAEL STIPE

Moderately Fast
no chord



lengths that I will go to, the dis - tance in your eyes.
 try - ing to keep an eye on you like a hurt,

Em

lost and blind - ed fool, fool. Oh no, I've
 Oh no, I've

Am Em

said too much. I set it up.
 said too much. I set it up.

Dm

1.,3. That's me in the cor - ner.
 2. Con - sid - er this, con -

G Am

1.,3. That's me in the cor - ner.
 2. Con - sid - er this, con -

Em

That's me in the spot light los - ing my re - lig -
 sid - er this the hint of the cen - tu - ry. Con - sid - er this.

ion

the slip

try - ing to keep up with you

that brought me to my knees.

Am

Em

and I don't know if I can do it.

failed. What if all these fan - ta - sies come

Em

Dm

Oh no, I've said too much.

flail - ing a - round? And now, I've said

Oh no, I've said too much.

flail - ing a - round? And now, I've said

have - n't said — e - nough. — I thought that I heard you laugh -
too much. —

ing. I thought that I heard you sing. —

I think I thought I saw you try. — To Coda ⊕

Ev - er - y whis -

Am G 1 2

Am Am/G Fmaj7

Am/G C Dm

But that was just a dream...

C Dm D.S. al Coda

That was just a dream... That's me in the cor-

CODA Am

F Dm7 G Arr

But that was just a dream... Tr

F

Cry. — Why? — Try. — That was just a dream, —

This system contains the first line of music. The vocal line (treble clef) has lyrics: "Cry. — Why? — Try. — That was just a dream, —". The piano accompaniment (treble and bass clefs) provides harmonic support. A guitar chord diagram for F major is shown above the vocal line.

Dm7 G Am G

just a dream, — just a dream, — dream.

This system continues the music. The vocal line has lyrics: "just a dream, — just a dream, — dream.". The piano accompaniment continues. Guitar chord diagrams for Dm7, G, Am, and G are shown above the vocal line.

Am

This system features a piano solo section. The vocal line is silent. The piano accompaniment (treble and bass clefs) plays a melodic line in the right hand and a supporting line in the left hand. A guitar chord diagram for Am is shown above the first measure.

1 2

rit.

This system shows a first and second ending. The first ending (marked '1') leads back to the beginning of the piano solo. The second ending (marked '2') concludes the piece. The piano accompaniment includes a *rit.* (ritardando) marking. The system ends with a double bar line.